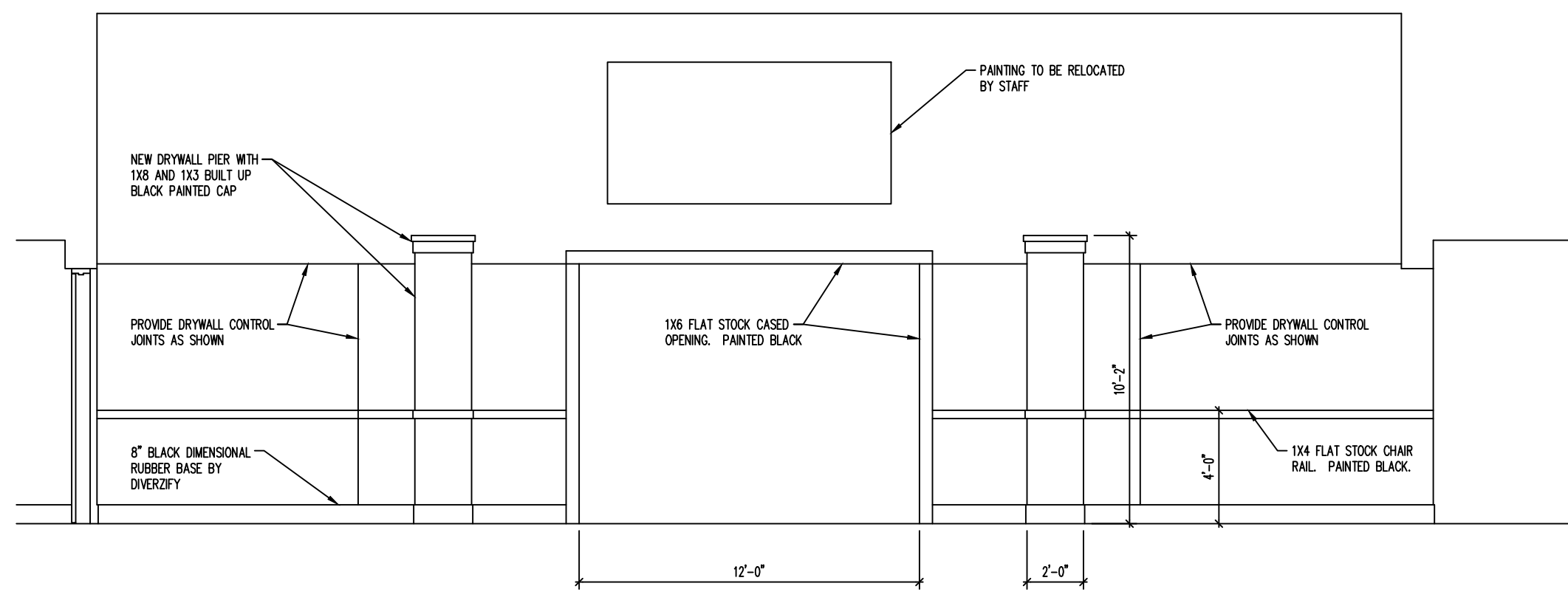
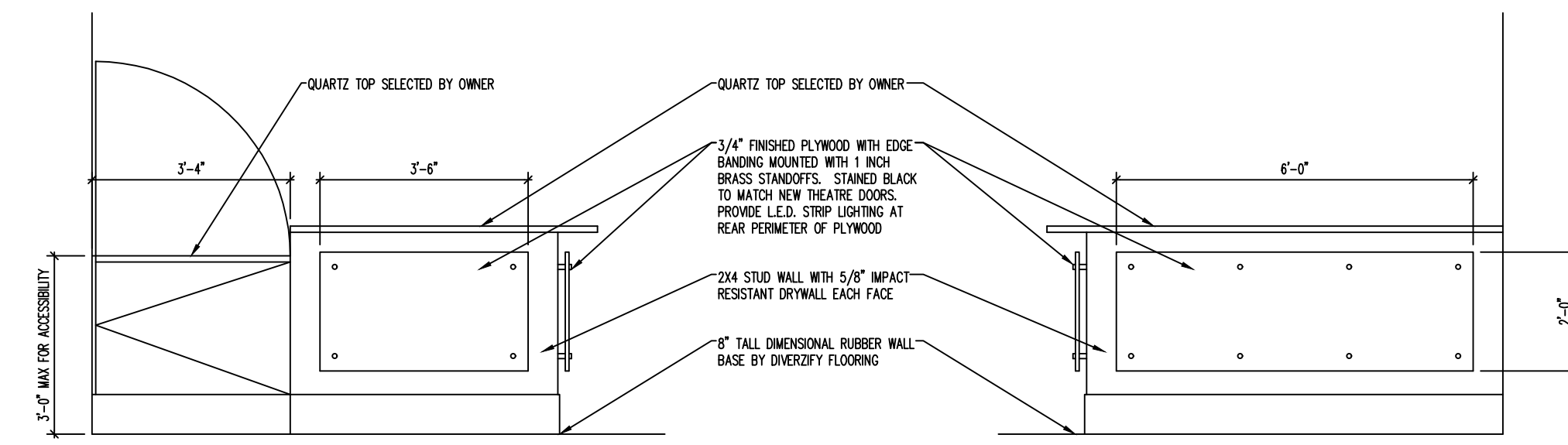


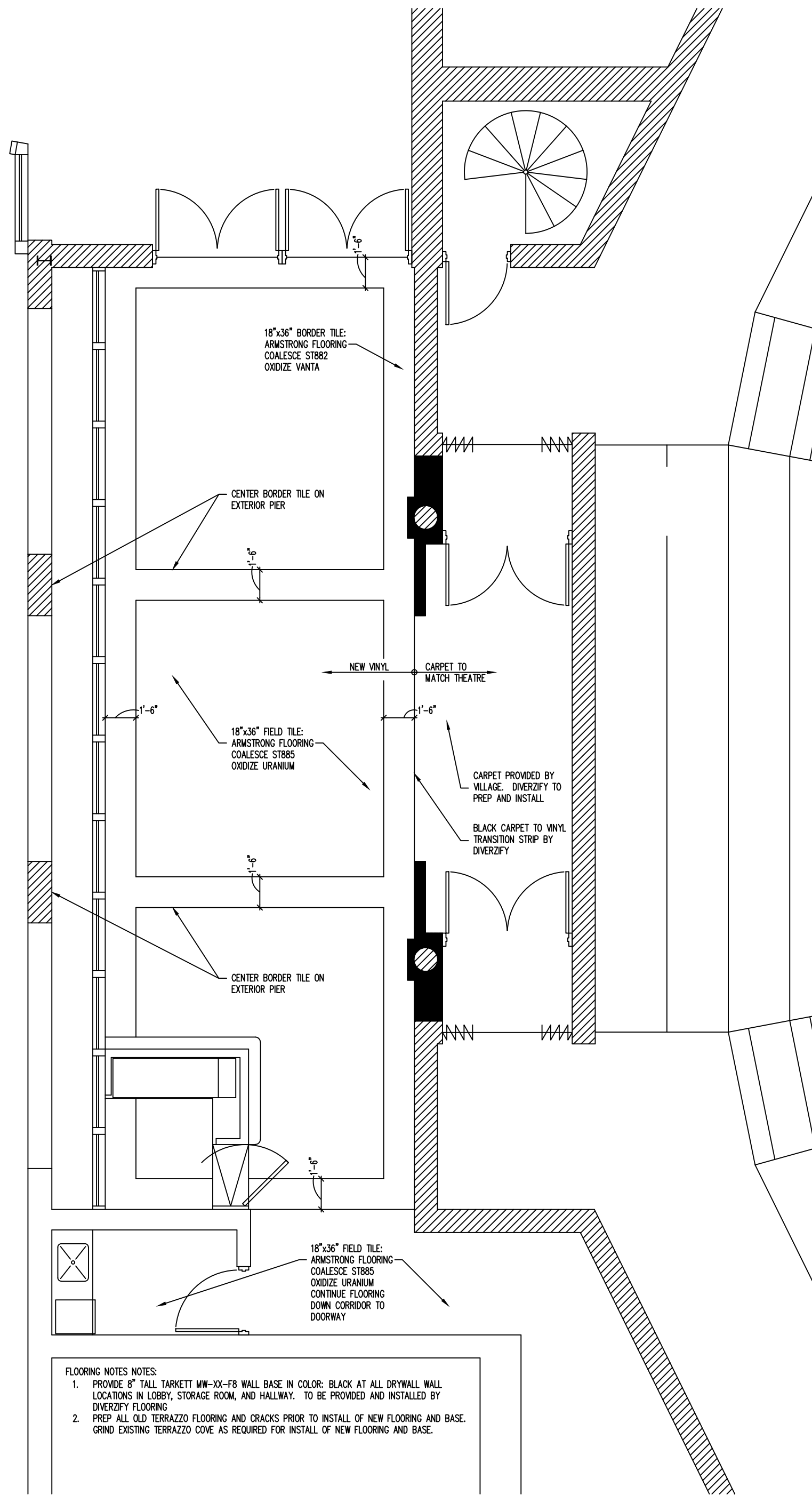
SECTION THROUGH BAR  
SCALE: 1" = 1'-0"



PROPOSED EAST LOBBY ELEVATION  
SCALE: 1/4" = 1'-0"

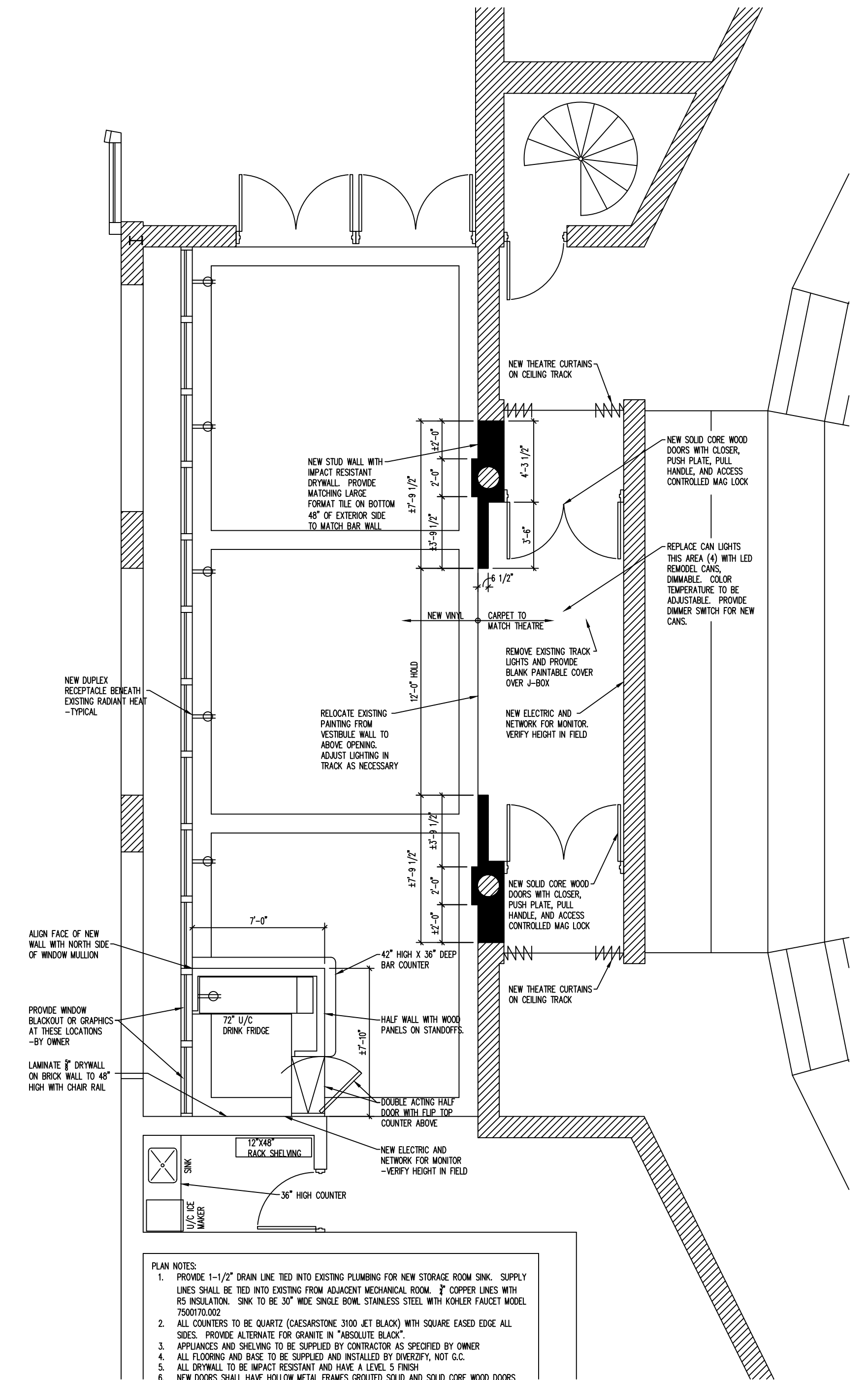


PROPOSED BAR ELEVATIONS  
SCALE: 1/2" = 1'-0"



- FLOORING NOTES:
1. PROVIDE 8" TALL TARKETT MW-XX-FS WALL BASE IN COLOR: BLACK AT ALL DRYWALL WALL LOCATIONS IN LOBBY, STORAGE ROOM, AND HALLWAY. TO BE PROVIDED AND INSTALLED BY OVERSEER FLOORING.
  2. PREP ALL OLD TERRAZZO FLOORING AND CRACKS PRIOR TO INSTALL OF NEW FLOORING AND BASE. GRIND EXISTING TERRAZZO COSE AS REQUIRED FOR INSTALL OF NEW FLOORING AND BASE.

PROPOSED LOBBY FLOORING PLAN  
SCALE: 1/4" = 1'-0"



- PLAN NOTES:
1. PROVIDE 1-1/2" DRAIN LINE TIED INTO EXISTING PLUMBING FOR NEW STORAGE ROOM SINK. SUPPLY LINES SHALL BE TIED INTO EXISTING FROM ADJACENT MECHANICAL ROOM. 7 COPPER LINES WITH R5 INSULATION. SINK TO BE 16" WIDE SINGLE BOWL. STAINLESS STEEL WITH KOKER FAUCET MODEL 750070202
  2. ALL COUNTERTOPS TO BE QUARTZ (CASASARTINE 3008 JET BLACK) WITH SQUARE EASED EDGE ALL SIDES. PROVIDE ALTERNATE FOR GRANITE IN "ABSOLUTE BLACK"
  3. APPLIANCES AND SHELVEING TO BE SUPPLIED BY CONTRACTOR AS SPECIFIED BY OWNER
  4. ALL FLOORING AND BASE TO BE SUPPLIED AND INSTALLED BY OVERSEER, NOT G.C.
  5. ALL DRYWALL TO BE IMPACT RESISTANT AND HAVE A LEVEL 5 FINISH
  6. NEW DOORS SHALL HAVE HOLLOW METAL FRAMES GROUTED SOLID AND SOLID CORE WOOD DOORS STAINED BLACK. SIZES TO MATCH EXISTING DOORS AND FRAMES. EACH DOOR SHALL HAVE 2 Pairs BLACK BALL BEARING HINGES. FRAMES PAINTED BLACK TO MATCH ALL OTHER FRAMES IN BUILDING.
  7. NEW DOORS SHALL REUSE EXISTING MAG LOCKS AND DOOR ACCESS CONTROLS.
  8. NEW DOORS SHALL HAVE 12"x24" BLACK KICK PLATES AND 8"x18" BRASS PUSH PLATES ON THEATRE SIDE, AND PULL HANDLES (VES 3006 P001F STRAIGHT LONG LABER DOOR PULL, FLAT TIP, 72" LENGTH, SATIN BRASS)
  9. ALL ELECTRIC RECEPTACLES TO BE WEATHER RESISTANT, GFCI PROTECTED, 20 AMP RECEPTACLES. RE INTO EXISTING 200 AMP PANEL IN MECHANICAL ROOM
  10. ALL GIP BOARD WALLS TO BE PAINTED MINIMUM TWO FINISH COATS OVER ONE PRIME COAT. SHEEN WILLIAMS COLORS AND FINISHES TO BE PROVIDED AT A LATER DATE
  11. MAGNETIC DOOR HOLD OPENS TO BE INSTALLED BY OTHERS, BUT WILL REQUIRE COORDINATION BY GENERAL CONTRACTOR.

PROPOSED LOBBY PLAN  
SCALE: 1/4" = 1'-0"

NOTES: